



## Flexi Online CPD

### What are Flexi Online CPD courses?

These courses are completed entirely online using a specialist learning platform on the website [www.excelcpd.co.uk](http://www.excelcpd.co.uk). The courses are totally delegate led, and are perfect for those of you who need the flexibility of being able to complete CPD exactly when it suits you – maybe dipping in and out several times a week, or doing the whole 8 hour course in one sitting – it's entirely up to you! These courses are particularly suited to nurses who are self-driven and motivated to learn without having a more structured course led and supported by a tutor.

These flexi courses are ultimately being offered to replace our original day attendance courses, and as such offer similar type lessons, consisting of course tutorials, PowerPoint slides / course notes, further reading suggestions and quizzes. The whole course provides 8 hours of CPD, and this is split into 4 lessons of 2 hours each. It is designed for you to complete one lesson each week, although there is absolutely no need for you to stick to this plan!

The course is really flexible, so as soon as you purchase the course, you have immediate and unlimited access forever!. The best news is that the entire course is available immediately, so you don't need to wait until the following week for new material to be released.

### What does the course involve?

The course is designed around 4 lessons, which fit nicely into completing one lesson each week - although as mentioned previously – this course is fully flexible and timing is individual to each delegate. Each lesson will contain around two hours of learning material, in the form of tutorials, further reading references and quizzes.

All the lessons are available immediately, and you have freeform access, meaning you don't have to complete lesson 1 in order to move on to lesson 2 – you can mix and match how you learn. So, you can if you so wish, view tutorial 3 first, followed by quiz 4, and then go back to further reading 1 later on.



### Tutorials

There will be a pre-recorded tutorial available in every lesson, and these will generally be around 1 hour in length. Please feel free to pause the tutorial to take notes, rewind to clarify a point, or indeed view the recording as many times as you wish. You may take notes using the orange 'take notes' app, and these notes will be permanently stored to your account.

### PowerPoint Slides / Course Notes

There will often be either a PDF of the PowerPoint Slides or some course notes written by the tutor for you to print and annotate during the tutorial, if you so wish.

### Quizzes

There will normally be a quiz each week, although if the tutorial is very long, then the quiz may be omitted for that lesson. The quizzes have various formats, for example, multiple choice, fill in the blanks, word selections and calculations. There will be instructions to follow after each question, and you need to achieve 100% to pass the task. The aim of the quiz is to consolidate the knowledge you have learnt in the tutorial and further reading. It is expected that the quiz will take around 10-15 minutes to complete.

### Further Reading

The tutors will provide further reading references in the format of journals, articles and book chapters. Most of these will be a direct link from the website to the article. It is expected that you should spend 45 minutes completing this task in each lesson. In most cases, the tutors have offered a multitude of different resources, which will in no doubt exceed the suggested 45 minutes learning! These are just an optional extra for those of you who are keen to delve further into the topic. It isn't compulsory for you to read all the references - please just choose an article or two of interest and spend the allotted time digesting them. However, if you want to explore further into a particular topic of interest, then the option is there for you. Please note however, that you will need to personally record proof of any additional time spent researching, as this course only makes provision to record 45 minutes each lesson.

### What if I don't finish the course in the time?

Due to this course being self-managed, and under complete control of the website learning platform, you will need to complete every task in every lesson for your



certificate to be automatically generated. However, you have as long as you like to achieve this!

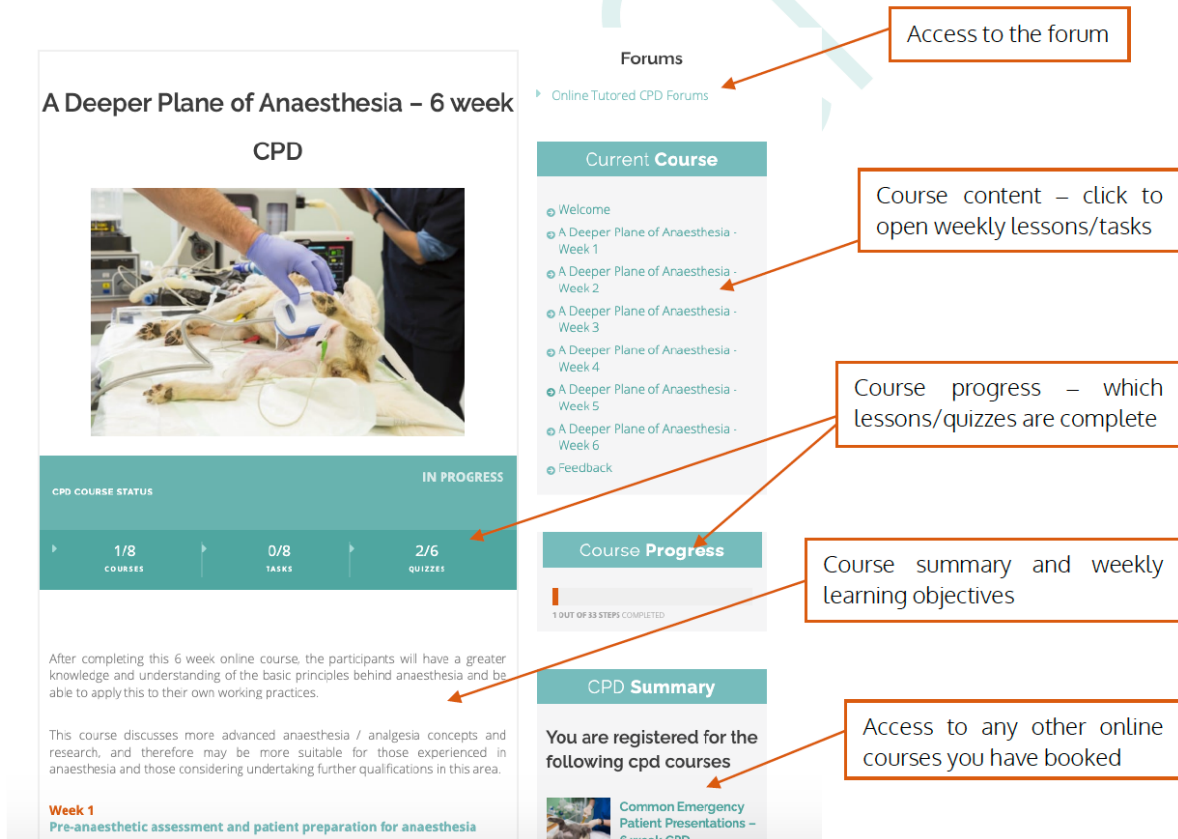
### How do I book a course?

Please register a **personal** account on the website, add your chosen course(s) to your basket and checkout in the usual way. If your practice is booking / paying for you, then use the practice address details in the billing form (the address will need to match that connected to the payment credit card). It is important that you use your own name when you register the account, as this will appear on your certificate. So, for example, please don't register using the practice email address and using your practice manager's name, since the CPD hours and certificate won't be attributed to you, but to your practice as a whole.

### How do I access my course?

As soon as the booking and payment has been accepted by the website, the course will become immediately available in your account. Please visit 'My Account', then 'My CPD' and 'My Courses'. The course will then be listed for you to access (please see example below).

Example of a course objectives page (main course page) and the learning platform layout:



**A Deeper Plane of Anaesthesia – 6 week CPD**

**CPD**

**CPD COURSE STATUS** **IN PROGRESS**

1/8 COURSES | 0/8 TASKS | 2/6 QUIZZES

After completing this 6 week online course, the participants will have a greater knowledge and understanding of the basic principles behind anaesthesia and be able to apply this to their own working practices.

This course discusses more advanced anaesthesia / analgesia concepts and research, and therefore may be more suitable for those experienced in anaesthesia and those considering undertaking further qualifications in this area.

**Week 1**  
Pre-anaesthetic assessment and patient preparation for anaesthesia

**Forums**  
Online/Tutored CPD Forums

**Current Course**

- Welcome
- A Deeper Plane of Anaesthesia - Week 1
- A Deeper Plane of Anaesthesia - Week 2
- A Deeper Plane of Anaesthesia - Week 3
- A Deeper Plane of Anaesthesia - Week 4
- A Deeper Plane of Anaesthesia - Week 5
- A Deeper Plane of Anaesthesia - Week 6
- Feedback

**Course Progress**  
1 OUT OF 33 STEPS COMPLETED

**CPD Summary**  
You are registered for the following cpd courses

Common Emergency Patient Presentations – 6 week CPD

Access to the forum

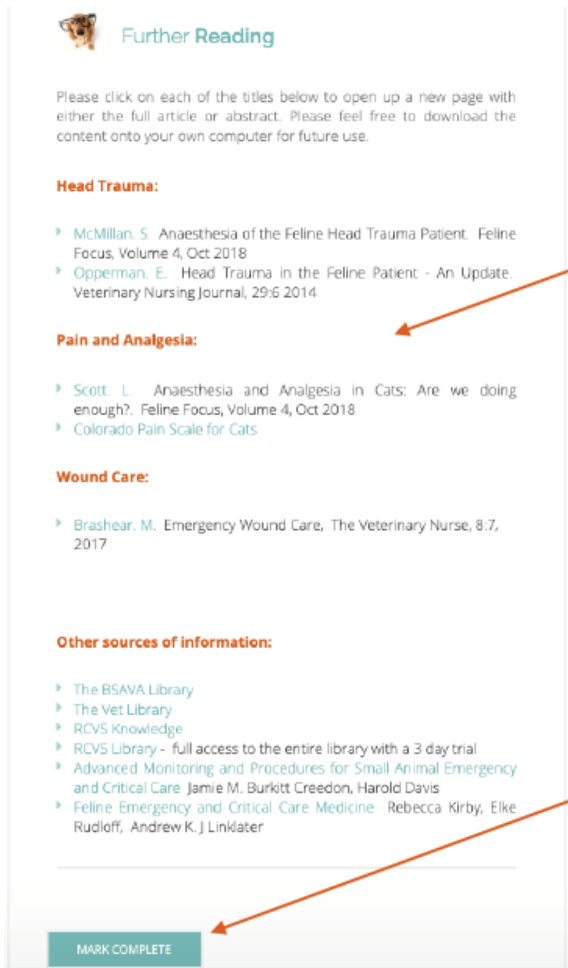
Course content – click to open weekly lessons/tasks


Course progress – which lessons/quizzes are complete

Course summary and weekly learning objectives

Access to any other online courses you have booked

## Example of a further reading task:



 **Further Reading**

Please click on each of the titles below to open up a new page with either the full article or abstract. Please feel free to download the content onto your own computer for future use.

**Head Trauma:**

- ▶ McMillan, S. Anaesthesia of the Feline Head Trauma Patient. Feline Focus, Volume 4, Oct 2018
- ▶ Opperman, E. Head Trauma in the Feline Patient - An Update. Veterinary Nursing Journal, 29:6 2014

**Pain and Analgesia:**

- ▶ Scott, L. Anaesthesia and Analgesia in Cats: Are we doing enough?. Feline Focus, Volume 4, Oct 2018
- ▶ Colorado Pain Scale for Cats

**Wound Care:**

- ▶ Brashear, M. Emergency Wound Care, The Veterinary Nurse, 8:7, 2017

**Other sources of information:**

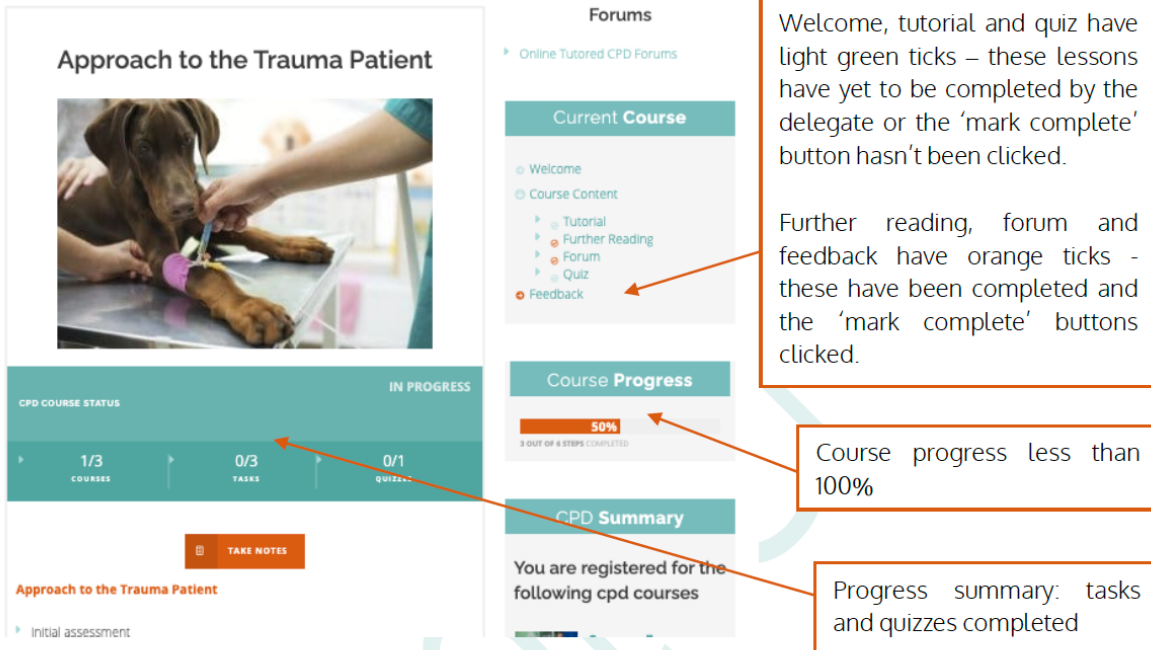
- ▶ The BSAVA Library
- ▶ The Vet Library
- ▶ RCVS Knowledge
- ▶ RCVS Library - full access to the entire library with a 3 day trial
- ▶ Advanced Monitoring and Procedures for Small Animal Emergency and Critical Care. Jamie M. Burkitt Creedon, Harold Davis
- ▶ Feline Emergency and Critical Care Medicine. Rebecca Kirby, Elke Rudloff, Andrew K.J Linklater

**MARK COMPLETE**

Full articles with clickable links

Mark complete button – MUST be clicked after each lesson is complete to allow certificate to be automatically generated. The lesson will have an orange tick next to it when this box has been clicked.

## Example of a course in progress:



**Approach to the Trauma Patient**

CPD COURSE STATUS: IN PROGRESS

1/3 COURSES | 0/3 TASKS | 0/1 QUIZZES

**FORUMS**  
Online Tutored CPD Forums

**Current Course**

- Welcome (light green tick)
- Course Content
  - Tutorial (light green tick)
  - Further Reading (orange tick)
  - Forum (orange tick)
  - Quiz (orange tick)
  - Feedback (orange tick)

**Course Progress**  
50%  
3 out of 6 steps completed

**CPD Summary**  
You are registered for the following cpd courses

**TAKE NOTES**

**Approach to the Trauma Patient**

Initial assessment

Explanatory text boxes:

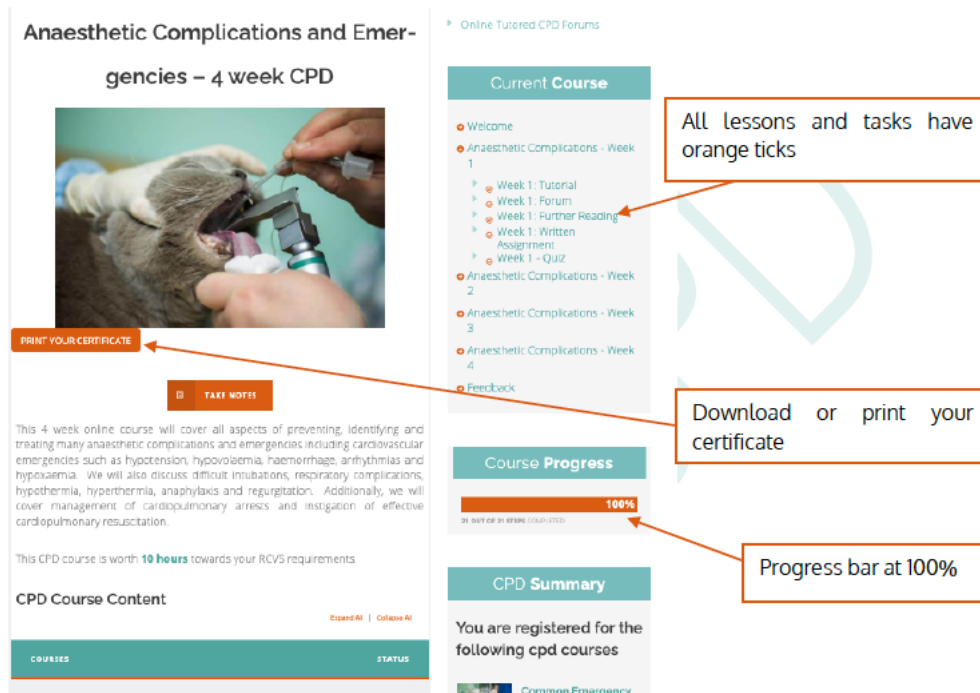
- Welcome, tutorial and quiz have light green ticks – these lessons have yet to be completed by the delegate or the 'mark complete' button hasn't been clicked.
- Further reading, forum and feedback have orange ticks - these have been completed and the 'mark complete' buttons clicked.
- Course progress less than 100%
- Progress summary: tasks and quizzes completed

## When the course is complete

Once you have finished each lesson and task, you must tick the 'mark complete' button for the website to register that you have completed the work – the lesson will then have an orange tick next to it (rather than green). At the end of the course the progress bar should be 100% - if not, there is a 'mark complete' button that has been missed – check the 'current course' box for green ticks!

Upon course completion, the course objectives (main page) shows a new button 'print certificate'. The CPD hours will also be recorded in your account <https://excelcpd.co.uk/cpd-record/>

## Example of a completed course:



**Anaesthetic Complications and Emergencies – 4 week CPD**

**PRINT YOUR CERTIFICATE**

**TAKE NOTES**

This 4 week online course will cover all aspects of preventing, identifying and treating many anaesthetic complications and emergencies including cardiovascular emergencies such as hypotension, hypovolaemia, haemorrhage, arrhythmias and hypoxaemia. We will also discuss difficult intubations, respiratory complications, hypothermia, hyperthermia, anaphylaxis and regurgitation. Additionally, we will cover management of cardiopulmonary arrest and instigation of effective cardiopulmonary resuscitation.

This CPD course is worth **10 hours** towards your RCVS requirements.

**CPD Course Content**

**Expand All | Collapse All**

**COURSES** **STATUS**

**Online Tutored CPD Forums**

**Current Course**

- Welcome
- Anaesthetic Complications - Week 1
  - Week 1: Tutorial
  - Week 1: Forum
  - Week 1: Further Reading
  - Week 1: Written Assignments
  - Week 1: QUIZ
- Anaesthetic Complications - Week 2
- Anaesthetic Complications - Week 3
- Anaesthetic Complications - Week 4
- Feedback

**Course Progress**

100%  
31 OUT OF 31 ITEMS COMPLETED

**CPD Summary**

You are registered for the following cpd courses

**Common Emergency**

**Callouts:**

- All lessons and tasks have orange ticks
- Download or print your certificate
- Progress bar at 100%

## Other questions?

Please visit our FAQ page which has more detailed regarding payments and bookings  
<https://excelcpd.co.uk/faq-2/>

Or email [michelle@excelcpd.co.uk](mailto:michelle@excelcpd.co.uk) if you have any questions that haven't been covered.